


Faucet

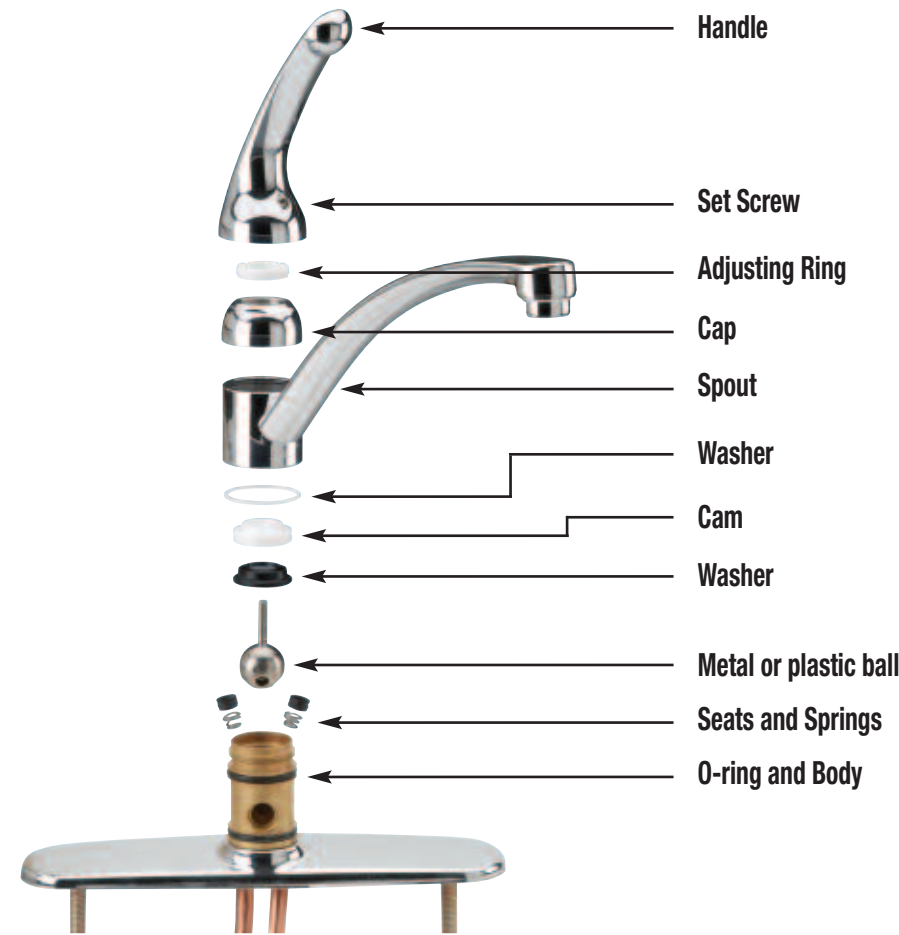


- Your best choice if you are unsure of the original part
- Just look for the UNIVERSAL "FIT-ALL™" on package as shown

Ceramic Disc Faucet Assembly



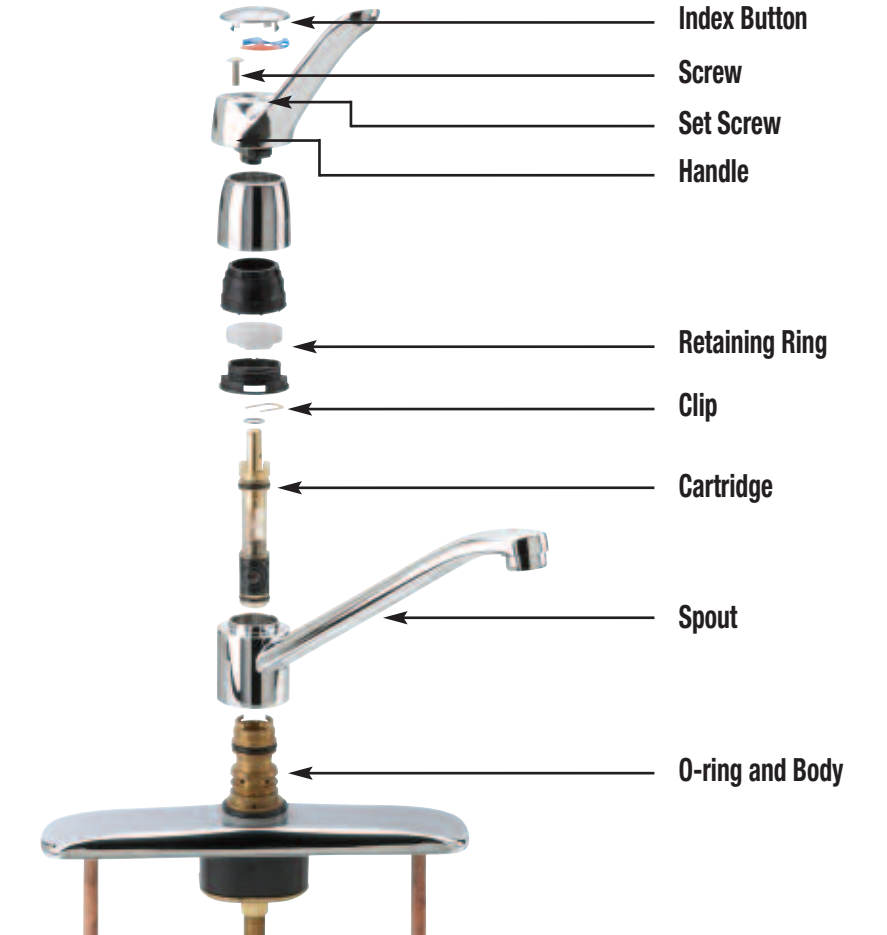
Ball Faucet Assembly



Compression Faucet Assembly












Cartridge Faucet Assembly








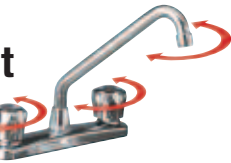












Faucet



- Your best choice if you are unsure of the original part
- Just look for the UNIVERSAL "FIT-ALL™" on package as shown

Problem	Cause	Solution
Ball Type 		
Leaks at base of spout 	Worn spout o-ring	Replace o-ring 
Leaks at handle 	Loose or worn adjusting ring	Tighten if loose Replace if worn 
Leaks from spout 	Worn rubber seats	Replace seats 
	Weak springs	Replace springs 
Leaks from spout	Worn ball	Replace ball 

Problem	Cause	Solution
Compression Type 		
Leaks at handle 	Worn cartridge o-ring	Replace o-ring 
Leaks from spout 	Worn cartridge washer	Replace washer 
	Worn cartridge	Replace cartridge 
Leaks from spout	Worn faucet seat	Replace seat 
Handle/spout movement is stiff 	Lack of lubricant or swollen o-ring	Relube with plumber's grease or replace 

Problem	Cause	Solution
Piston Cartridge Type 		
Leaks at handle 	Handle hub o-ring is worn	Replace o-ring 
Leaks from spout 	Worn cartridge	Replace cartridge 
Ceramic Disc Type 		
Reduced water flow 	Clogged disc inlets and manifold	Remove disc and clean ① inlets and ② manifold 
Leaks from spout 	Worn o-rings	Replace o-rings 